



Retail
Hospitality
Healthcare
Architectural Lighting
Signage
Casino Design
Residential

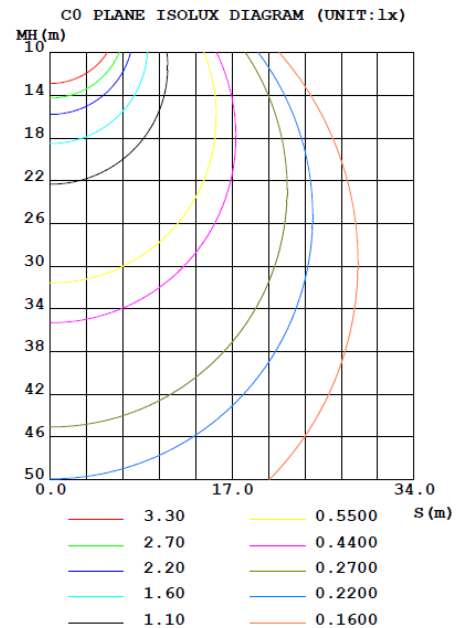
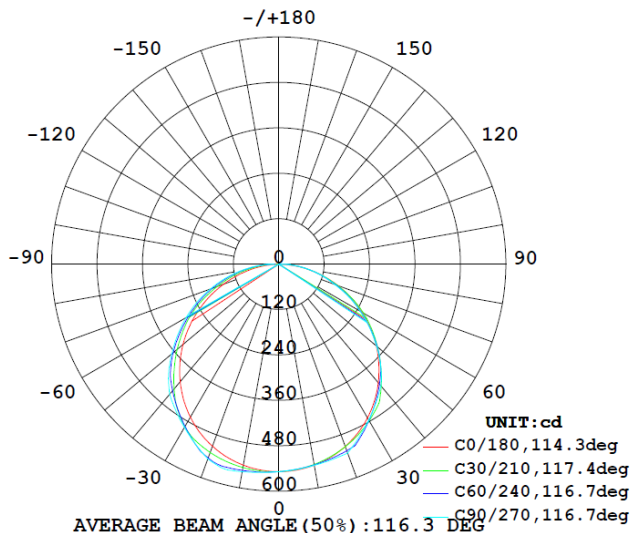
eoslight.com

LUMINAIRE PHOTOMETRIC TEST REPORT EOS-SKY-6000k-24 x 24-SP-4SL_IESNA95

NAME: EOS-SKY-HF23A-24V-24x24-6000-ASL-SP	TYPE: EOS Sky Luminaire	WEIGHT:
SPEC.:	DIM.:	SERIAL No.:
MFR.: EOS	SUR.:	Shielding Angle:

DATA OF LAMP		PHOTOMETRIC DATA				Eff: 59.02 lm/W
MODEL		I _{max} (cd)	560.3	S/MH(C0/180)	1.27	
NOMINAL POWER(W)	28.4	LOR(%)	125.2	S/MH(C90/270)	1.34	
RATED VOLTAGE(V)	24	TOTAL FLUX(lm)	1688.4	η UP,DN(C0-180)	0.0,60.6	
NOMINAL FLUX(lm)	1348.32	CIE CLASS	DIRECT	η UP,DN(C180-360)	0.0,64.7	
LAMPS INSIDE	1	η up(%)	0.0	CIBSE SHR NOM	1.50	
TEST VOLTAGE(V)	24.2	η down(%)	125.2	CIBSE SHR MAX	1.50	

LUMINOUS INTENSITY DISTRIBUTION DIAGRAM



C Range: 0 - 360DEG
C Interval: 5.0DEG
Test Speed: HIGH
Temperature: 25.3DEG
Operators: DAMIN
Test Date: 2019-06-21

γ Range: 0 - 90DEG
γ Interval: 0.5DEG
Test System: EVERFINE GO-2000A_V1 SYSTEM V2.0.293
Humidity: 65.0%
Test Distance: 9.180m [K=1.0000]
Remarks: DWY

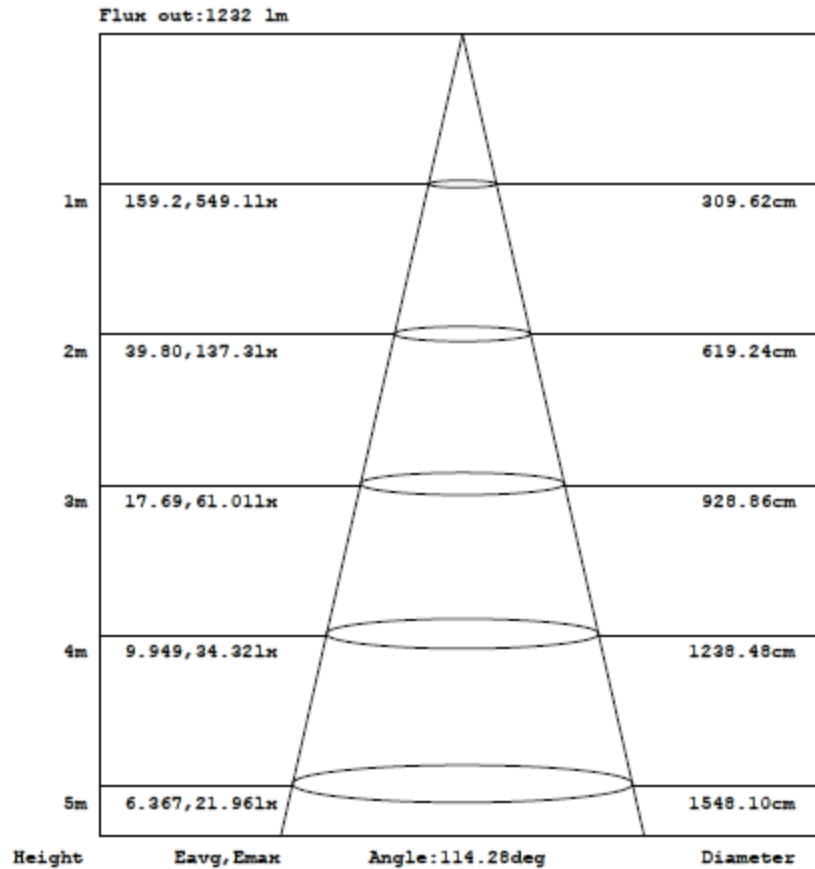


Retail
Hospitality
Healthcare
Architectural Lighting
Signage
Casino Design
Residential

eoslight.com

AAI Figure

NAME: EOS-SKY-HF23A-24V-24x24-6000-ASL-SP	TYPE: EOS Sky Luminaire	WEIGHT:
SPEC.:	DIM.:	SERIAL No.:
MFR.: EOS	SUR.:	Shielding Angle:



Note: The Curves indicate the illuminated area and the average illumination when the luminaire is at different distance.

C Range: 0 - 360DEG
C Interval: 5.0DEG
Test Speed: HIGH
Temperature: 25.3DEG
Operators: DAMIN
Test Date: 2019-06-21

γ Range: 0 - 90DEG
 γ Interval: 0.5DEG
Test System: EVERFINE GO-2000A_V1 SYSTEM V2.0.293
Humidity: 65.0%
Test Distance: 9.180m [K=1.0000]
Remarks: DWY







